



# ALL THINGS NEW

---

STEADFAST IN FAITH • FORWARD IN HOPE

PARISH WORKBOOK  
MARY QUEEN OF PEACE - WEBSTER GROVES

# ABOUT YOUR PARISH WORKBOOK

- This parish workbook is designed to equip pastors and key parish leaders with data about the Archdiocese of St. Louis, your local planning area, and your parish.
- The data contained in this parish workbook has been gathered over the past twenty years from your parish and other parishes across the Archdiocese.
- This parish workbook should be used as an internal planning tool to help shape your reflections on the current strengths and opportunities for future growth of ministry and evangelization in the future.
- To help ensure accuracy of information, parishes are requested to limit the distribution of the information contained in this parish workbook to the pastor, parish staff, key parish leaders, and key advisory bodies. Information summarizing this data will be made available in the fall 2022 for parishioners across the Archdiocese.



# ALL THINGS NEW PRAYER

Heavenly Father, you sent your Son Jesus as the first Evangelizer of the Good News.

Send forth the power of the Holy Spirit upon the Church of St. Louis and grant us the gift of true discernment so we may do your will in all things.

Help us be totally free to follow wherever you lead us, totally generous to be good stewards of your many gifts, and totally passionate to suffer all in order to be more closely united to you.

Commissioned by your Son and empowered by the Spirit to “Go and Make Disciples of all Nations,” strengthen us by the power of your grace as we bring the Good News of Salvation into the lives of all those we touch, so that individual hearts and all of society may be converted to you and all things might be made new.

Inspired by the apostolic zeal of previous generations, as we begin the process of planning for the future, may our only desire be to do all things for the greater glory and honor of your name and for the good of your people in the Archdiocese of St. Louis.

Through Christ our Lord.  
Amen.



## GUIDING TEXTS

### REV. 21:3-5

*I heard a loud voice from the throne saying, “Behold, God’s dwelling is with the human race. He will dwell with them and they will be his people and God himself will always be with them.*

*He will wipe every tear from their eyes, and there shall be no more death or mourning, wailing or pain, the old order has passed away.”*

*The one who sat on the throne said, “Behold, I make all things new.” Then he said, “Write these words down, for they are trustworthy and true.”*





## GUIDING TEXTS EVANGELII NUNTIANDI (#18)

*For the Church, evangelizing means bringing the Good News into all the strata of humanity, and through its influence transforming humanity from within and making it new: "Now I am making the whole of creation new."*

*But there is no new humanity if there are not first of all new persons renewed by Baptism and by lives lived according to the Gospel.*







## GUIDING TEXTS JOY OF THE GOSPEL (#27)

*I dream of a “missionary option”, that is, a missionary impulse capable of transforming everything, so that the Church’s customs, ways of doing things, times and schedules, language and structures can be suitably channeled for the evangelization of today’s world rather than for her self-preservation.*



# STRATEGIC PASTORAL PLANNING INITIATIVE OUTCOME

**Develop a plan that will make all things new enabling a vibrant Catholic presence in every square mile of the Archdiocese of St. Louis for the next century**

## **A Renewed Church**

Gospel renewal in our parishes, schools, and other ministry efforts

## **A Renewed Mission**

Enhance our evangelization efforts to those on the margins of society

## **A Vibrant Future**

Secure a vibrant future for the Church of St. Louis



# STRATEGIC PASTORAL PLANNING INITIATIVE

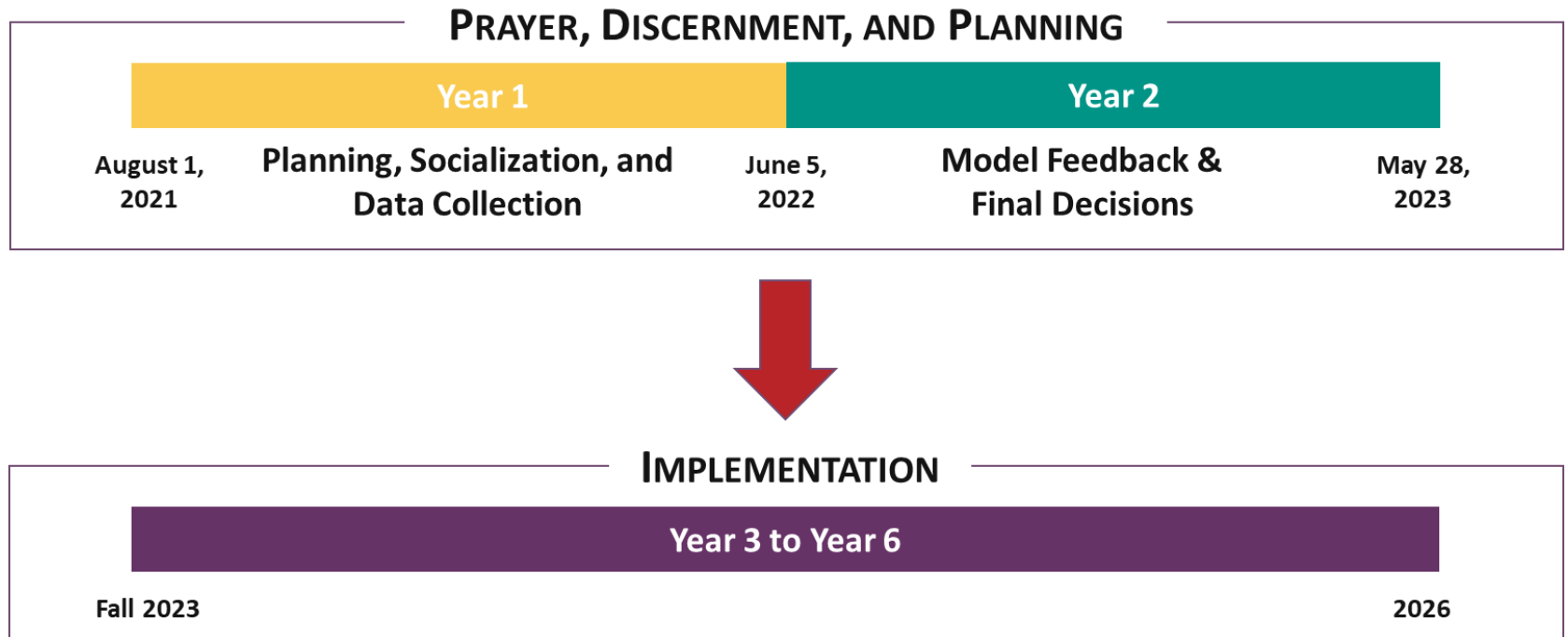
## GOALS

1. **Unceasing Prayer.** Engage all individual Catholics to reflect upon the need for Jesus Christ in their daily lives and call upon the Holy Spirit to guide our actions to fully share the love of the Lord in every encounter.
2. **Unifying Vision.** Articulate and implement a vision for evangelization that empowers and expects every baptized Catholic to spread the Gospel message and ensures a Catholic presence in every square mile of the Archdiocese of St. Louis through missionary outreach, parish and school footprint, and dynamic leadership.
3. **Intentional Stewardship.** Define and develop a plan that will appropriately reallocate resources throughout the Archdiocese of St. Louis that will be supported by structures at the diocesan, parish, school, and agency levels to ensure long-term viability and vibrancy of the Catholic presence.





# ALL THINGS NEW TIMELINE





# ALL THINGS NEW

---

STEADFAST IN FAITH • FORWARD IN HOPE

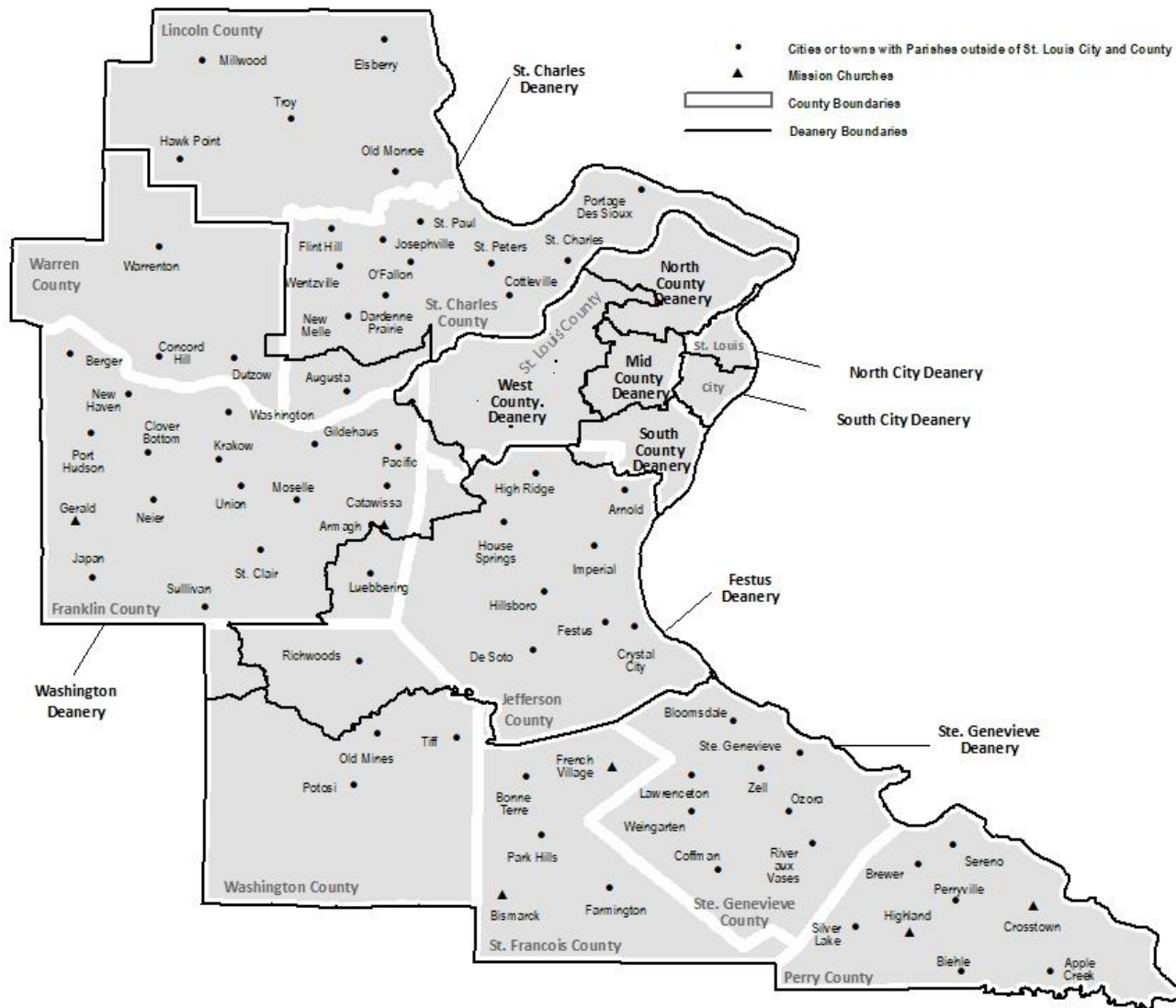
OUR DIOCESE  
ARCHDIOCESE OF ST. LOUIS

# ABOUT OUR DIOCESE

- The Archdiocese of St. Louis is 178 parishes encompassing the City of St. Louis and 10 surrounding counties – a large and diverse territory: urban, suburban and rural.
- Our local church has been declining for several decades as older Catholics die and there are insufficient number of young Catholics to take their place.
- This is best exemplified by the significant decline in the number of births and baptisms in our diocese.
- As our Catholic population has moved from the city to the near suburbs and from the near suburbs to the farther out suburbs, this has resulted in too few priests in large parishes and too many priests in small parishes.
- Our diocesan priests are aging and number of priests to serve our Catholic population is declining.
- Over the past decade, Mass attendance has been on a steady decline. The long-term implications of COVID are unknown, but the rebound in Mass attendance from 2020 to 2021 still leaves us 25% below pre-COVID levels.

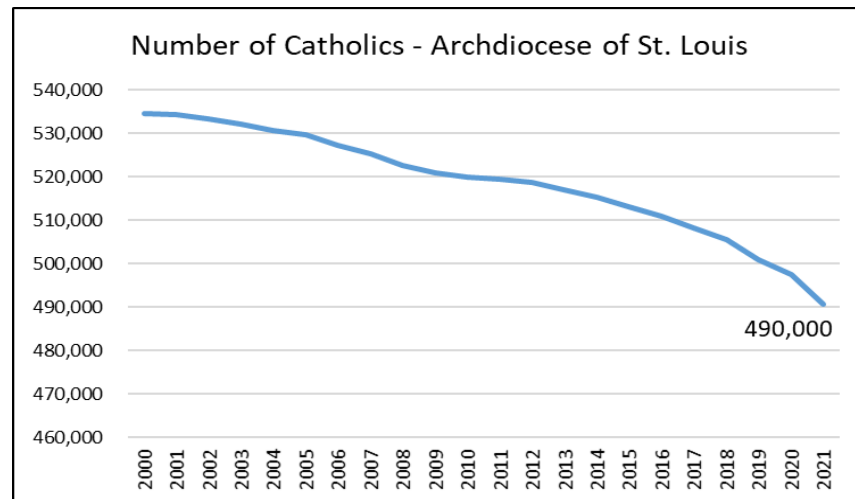


# OUR TERRITORY FOR EVANGELIZATION



# OUR CATHOLIC POPULATION CONTINUES TO DECLINE

- In 2021, the number of Catholics in the Archdiocese of St. Louis dipped below 500,000 for first time since the 1960s.
- We have more baptisms than funerals and we have nearly 1,000 enter the church each year. Our numbers should be growing by 2,000 per year.
- As many as 5,000 Catholics are “leaving” the Church – OR – not re-engaging in the Church after high school or college.



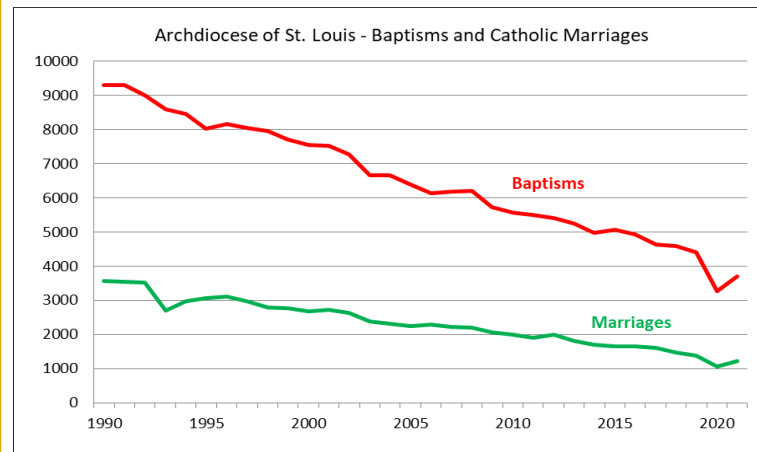
# OUR CATHOLIC POPULATION IS AGING RESULTING IN FEWER YOUNG PEOPLE

## The Landscape in the United States

- In the last decade, the percentage of the adult population claiming no religious affiliation (the “nones”) grew from 17% to 26%.
- In the last decade, the percentage of the millennial population claiming no religious affiliation grew from 27% to 40%.

## The Landscape in the Archdiocese of St. Louis

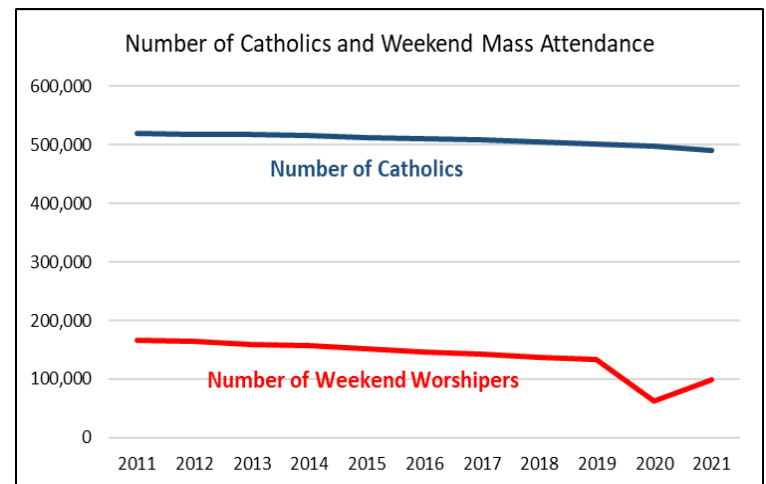
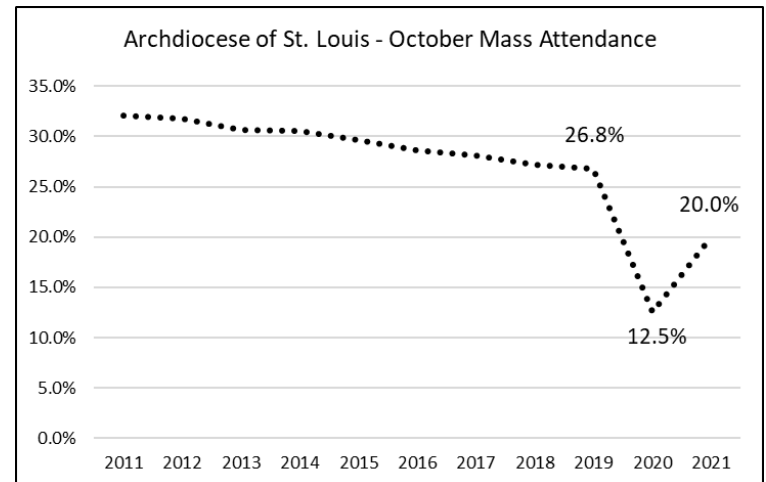
Our baptism and marriage trends reflect the national landscape, as they are half of what they were 20 years ago.





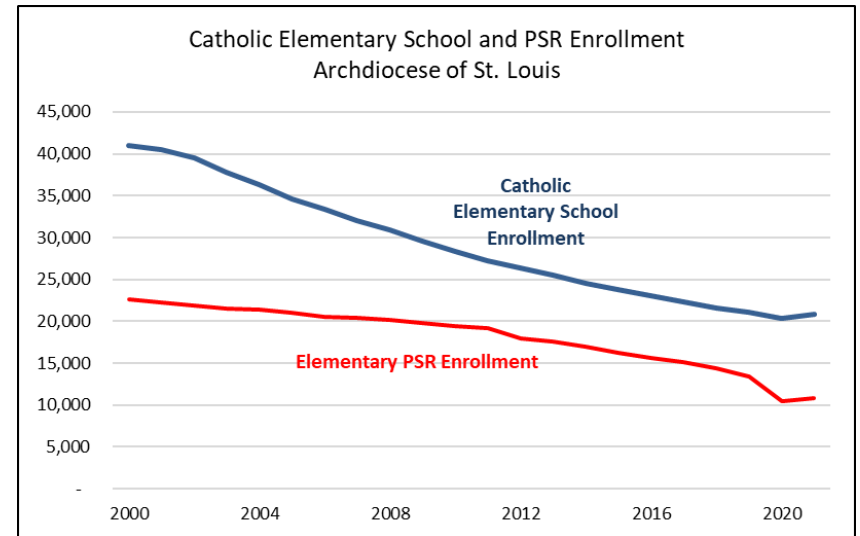
# WEEKLY SUNDAY MASS ATTENDANCE CONTINUES TO DECLINE

- Prior to the COVID-19 pandemic, Mass attendance was declining between 0.5% to 1% per year.
- Mass attendance hit a record low in October 2020 which is attributed to the COVID-19 pandemic.
- While Mass attendance in October 2021 showed a significant increase from 2020, it was still 25% lower than Mass attendance in October 2019.
- In 2019, only 33% of our pews were occupied during the typical weekend Mass. By 2021, only 25% of our pews were occupied during the typical weekend Mass.



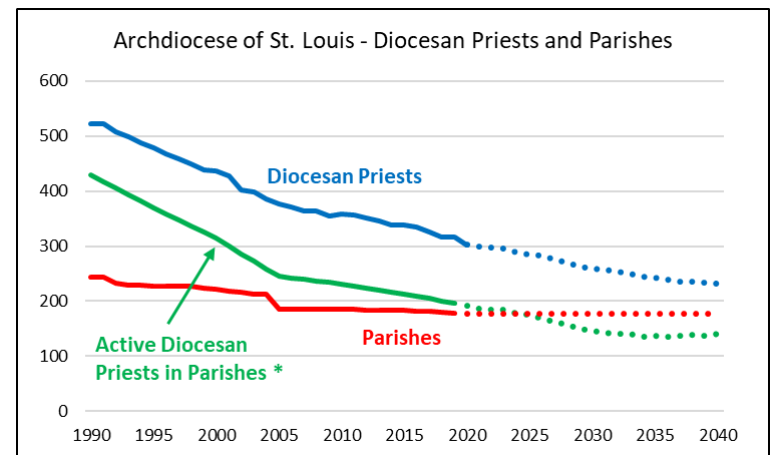
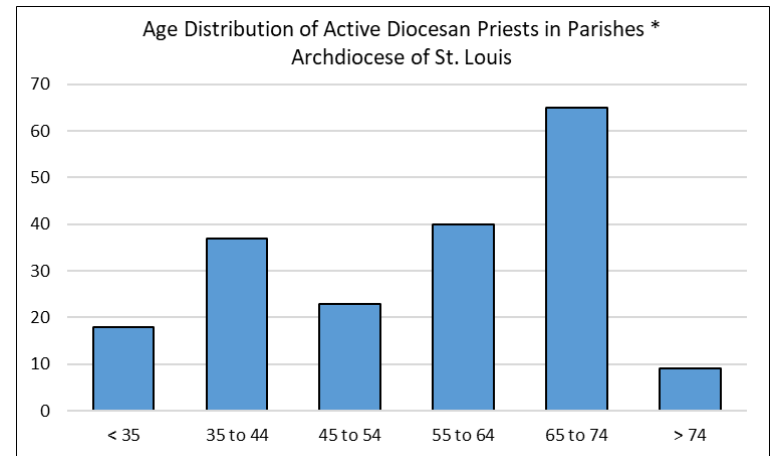
# FEWER BAPTISMS HAVE RESULTED IN FEWER CHILDREN IN CATHOLIC SCHOOLS AND PSR

- Though we educate a higher percentage of children in our Catholic schools than nearly any other diocese (37%), enrollment continues to decline.
- During the last decade, PSR enrollment has declined faster than day school enrollment.
- Our current model of Catholic elementary schools cannot continue.
  - Only 40-50% of our elementary school children live in the boundaries of their parish school.
  - The cost to educate our students continues to outpace tuition increases.
  - Parish investment in our schools continues to absorb an increasing percentage of parish funds available to support other parish ministries.



# OUR PRIESTS ARE AGING

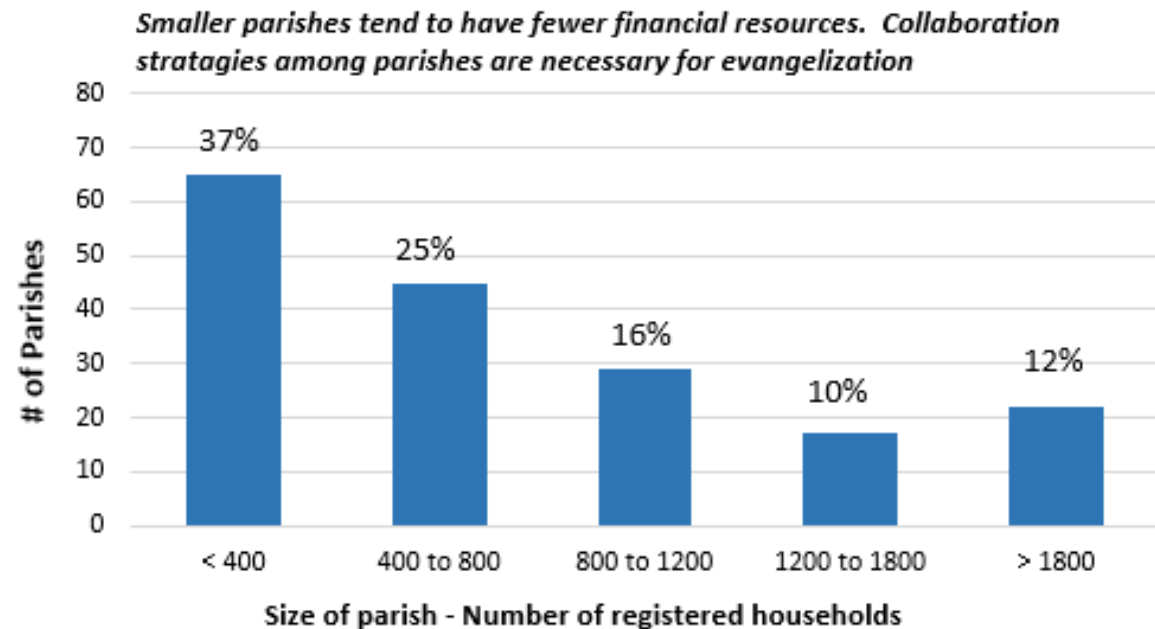
- 35% of our diocesan priests (74 priests) serving in parishes are 65 years of age or older.
- These 74 priests could retire in the next 10 years.
- Though priests' retirement age is 75, the average of retirement for our diocesan priests has been 71.
- By 2026, we will have fewer diocesan priests to serve in parishes than the number of parishes we have.
- Our largest parishes will still need to be served by 2-3 priests.



\* Excluding retired priests resident in parishes



# OUR FINITE RESOURCES NEED TO BE REALIGNED TO ENABLE VIBRANT MINISTRY



Number of Priests *	49	46	38	27	50
Ratio of Parishioners to Priests	619	1,416	1,996	2,704	3,411

\* Includes diocesan and religious order priests





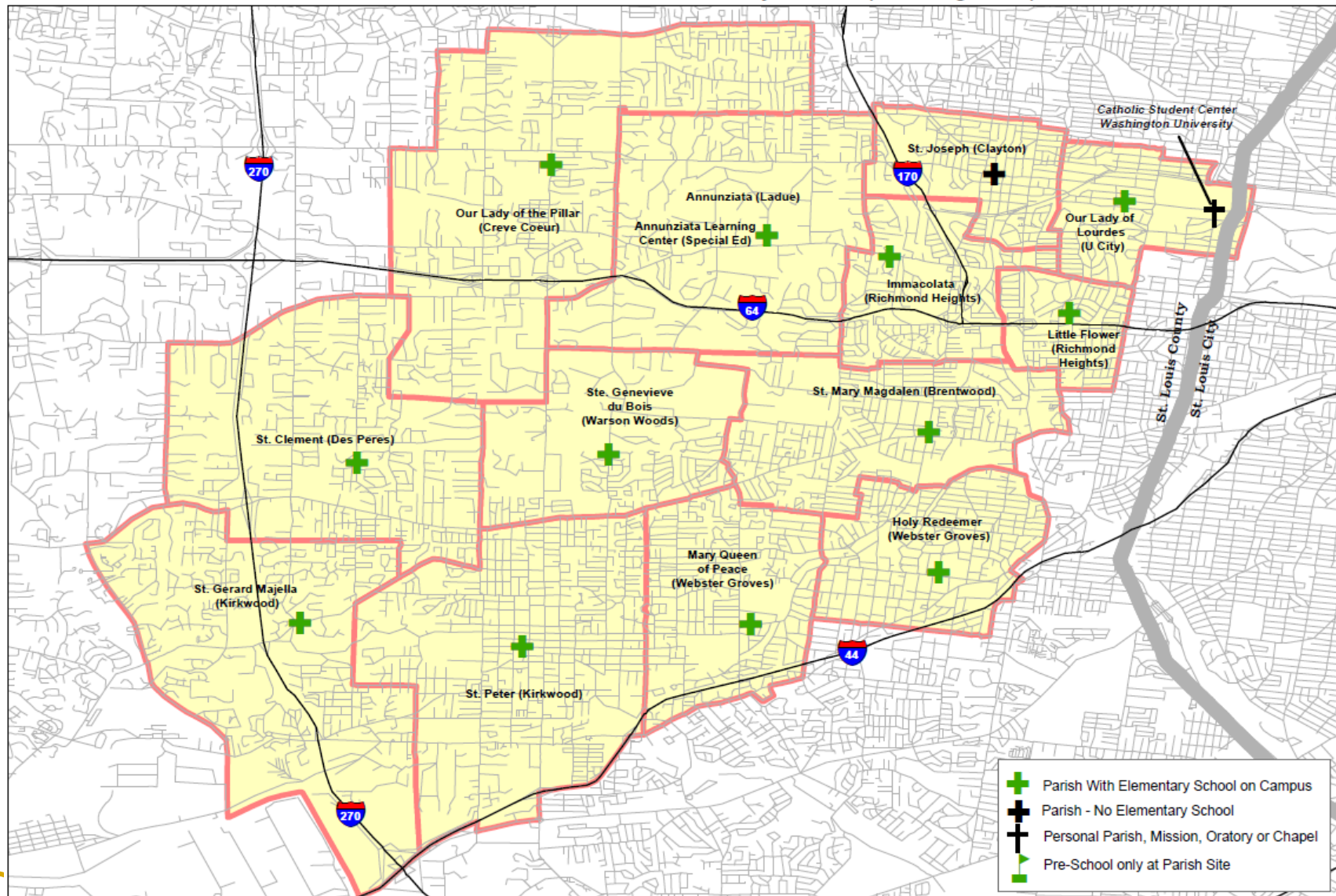
# ALL THINGS NEW

---

STEADFAST IN FAITH • FORWARD IN HOPE

OUR PLANNING AREA  
PLANNING AREA #6

# OUR TERRITORY FOR EVANGELIZATION





## ABOUT OUR PLANNING AREA

- The planning area is in St. Louis County. The geography of this area is defined by three Interstates (64, 44 and 270).
- Located in the Mid-County deanery, there are 13 territorial parishes and the Washington University Student Center. 12 elementary schools are in this planning area. Currently, there are 18 diocesan and 2 order priests assigned to this group.
- Clusters of church buildings exist in the eastern part of the planning area with parishes within a few miles of each other. Larger parishes in the southwest are also within 2-3 miles.



# OUR PLANNING AREA IS THE MOST AFFLUENT IN THE DIOCESE

- Total population in the planning area in the 2020 census was up 6% from 2010.
- The area is very stable racially, age-wise and socio-economically.
- 29% of the population is registered Catholic, which is higher than the Diocesan average of 18%.
- Median household income in the area is \$111,064, well above the archdiocesan average of \$60,700.



# OUR PLANNING AREA DEMOGRAPHIC TRENDS

(U.S. Census Data)	1990	2000	2010	2020
Population	123,692	122,168	121,783	129,010
Percent Change		-1%	0%	6%
Households	49,114	49,666	49,008	51,153
Percent Change		1%	-1%	4%
Population				
White	111,710	108,426	105,830	105,802
Percent of Total	90%	89%	87%	82%
Black	9,382	8,345	7,994	7,289
Percent of Total	8%	7%	7%	6%
Other/Multi-Race	2,600	5,397	7,958	15,920
Percent of Total	2%	4%	7%	12%
Hispanic (not a race)	1,275	1,595	2,509	4,064
Percent of Total	1%	1%	2%	3%
% of Population Age 55+	27%	26%	30%	32%

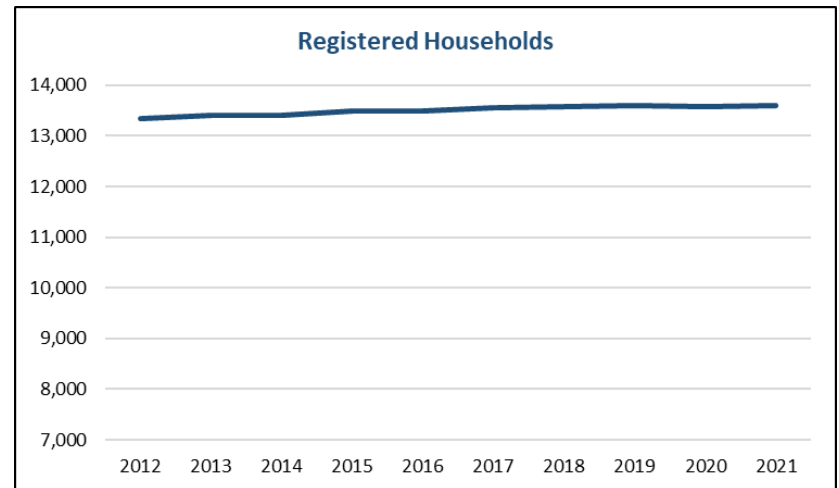
2020 Data	
% of Households - Renters	23%
% of Households - Single Person Living Alone	30%
Median Household Income	
Planning Area	\$ 111,064
Archdiocese	\$ 60,700
2021 Data	
% of Population Registered Catholic	
Planning Area	29%
Archdiocese	18%
No. of Catholic School Children in Planning Area	2,196
2017-2021 (Five-Year Average)	
% 8th Grade Students to Catholic High Schools	91%



# OUR PLANNING AREA SACRAMENTAL TRENDS

## REGISTERED HOUSEHOLDS

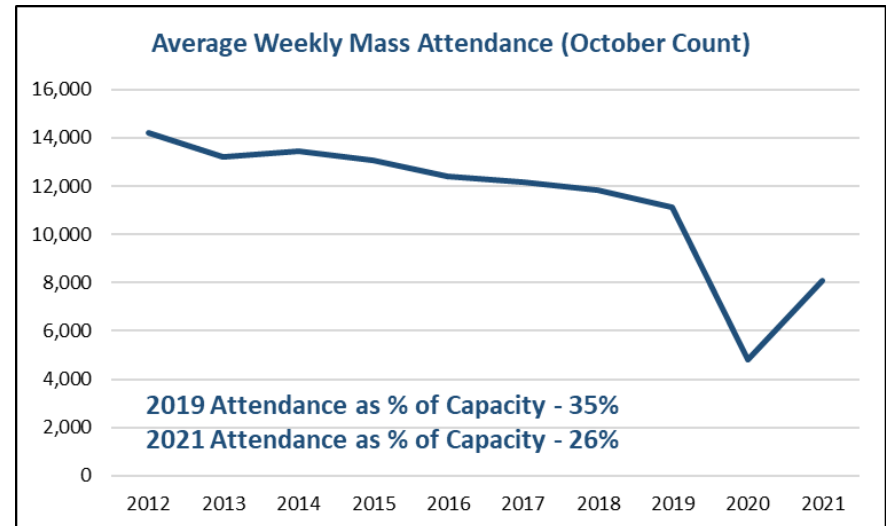
- Registered households increased by 2% during the decade, compared to a decline of 7% for the diocese.
- This planning area was one of only 3 planning areas to increase in Catholic households during the decade.



# OUR PLANNING AREA SACRAMENTAL TRENDS

## MASS ATTENDANCE

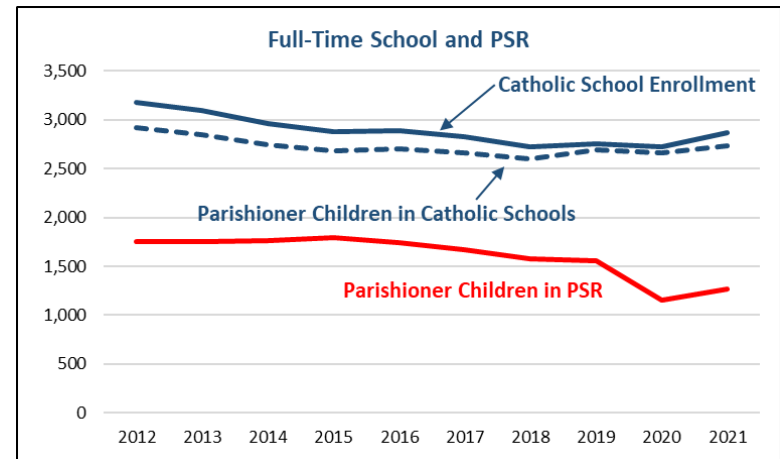
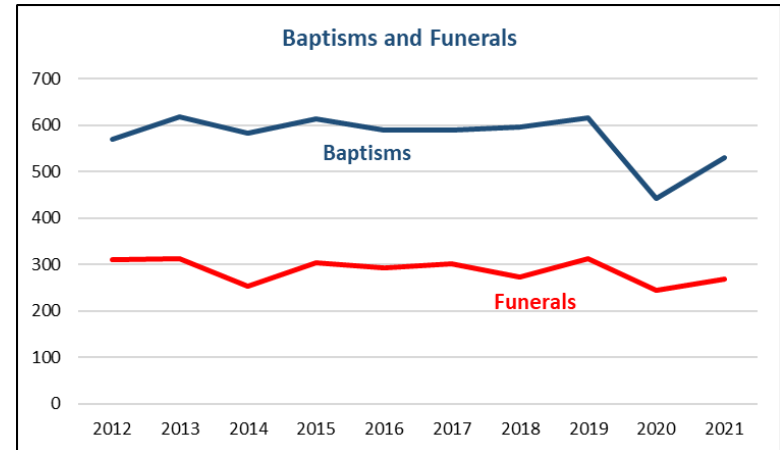
- Mass attendance declined 32% during the decade, about the same as the 30% decline for the entire diocese.
- Mass attendance as percent of capacity was similar to the archdiocesan average of 35% in 2019 and 25% in 2021.



# OUR PLANNING AREA SACRAMENTAL TRENDS

## BAPTISMS, FUNERALS, & K-8 FORMATION

- One of the youngest demographic areas, with baptisms significantly higher than funerals
- The Catholics of this planning area have a strong preference for Catholic day schools over PSR, as twice as many children receive formation in day schools compared to PSR.
- Though Catholic school enrollment has been up the last three years, it is still down 7% over the decade.
- PSR enrollment has declined by 28% over the decade, compared to a 40% decline for the overall diocese.





# OUR PLANNING AREA

## MINISTRY TRENDS

	Registered Parishioner Households		Number of Catholics	Weekend Mass Attendance		Church Capacity	Baptisms	Funerals	(K-8) Parishioner Children in:	
							Five Year Average 2017-2021		Catholic Schools (Include Privates) *	Traditional PSR *
	2011	2021	2021	2019	2021					
Annunziata (Ladue)	702	705	1,815	415	299	400	30	18	25	94
Catholic Student Center - Washington University	n/a	n/a	n/a	536	318	n/a	15	1	0	0
Holy Redeemer (Webster Groves)	1,040	1,168	3,640	872	580	850	41	24	236	136
Immacolata (Richmond Heights)	767	759	2,290	806	644	800	26	18	249	56
Little Flower (Richmond Heights)	505	450	1,100	386	332	700	16	8	78	3
Mary Queen of Peace (Webster Groves)	1,340	1,354	4,415	856	784	600	58	20	284	137
Our Lady of Lourdes (U City)	809	901	2,463	708	537	325	53	18	214	48
Our Lady of the Pillar (Creve Coeur)	938	878	2,581	671	571	400	42	22	144	66
St. Clement (Des Peres)	1,537	1,539	4,500	1,294	881	700	36	37	349	82
St. Gerard Majella (Kirkwood)	1,477	1,517	4,690	1,249	851	650	54	22	459	140
St. Joseph (Clayton)	671	566	1,110	329	250	390	12	12	6	43
St. Mary Magdalen (Brentwood)	875	806	2,120	1,009	653	600	47	18	137	60
St. Peter (Kirkwood)	1,917	2,233	6,620	1,478	988	700	100	48	529	333
Ste Genevieve du Bois (Warson Woods)	705	712	2,145	497	381	500	26	15	156	71
TOTAL	13,283	13,588	39,489	11,105	8,068		555	280	2,866	1,269

\* This does not represent enrollment in the parish school or PSR; rather it is the number of parishioner children in any Catholic school or any PSR.



## OUR PLANNING AREA CATHOLIC SCHOOL ENROLLMENT IS INCREASING SLIGHTLY

- The eleven elementary schools in this planning area have 2,733 children enrolled in Catholic elementary schools, up 1% from 5 years ago. Four parish-based schools have under 200 students.
- Most schools draw heavily from outside their parish boundaries (four schools in this planning area are over 50%).
- The number of students going to Catholic elementary schools from the parishes in the planning area is 2,866.
- There are 1,269 students enrolled in PSR in 2021, down 27% from 5 years earlier.



# OUR PLANNING AREA

## CATHOLIC SCHOOL TRENDS

	2021-22	2021-22	2021-22 vs 2016-17	2021-22	2021-22
	Enrollment (K-8)	Enrollment (Pre-K) PK 3-4 & PK 4-5	5 Year Percent Change in (K-8) Enrollment	% K-8 Students Registered in Parish	% K-8 Students Living in Parish Boundaries
Annunziata Learning Center (Special Ed)	26	n/a	(21%)	n/a	n/a
Holy Redeemer - Webster Groves	224	50	10%	93%	60%
Immacolata - Richmond Heights	242	55	(11%)	90%	23%
Little Flower - Richmond Heights	90	20	(11%)	81%	54%
Mary, Queen of Peace - Webster Groves	288	85	(20%)	89%	75%
Our Lady of Lourdes - U City	229	43	(2%)	83%	52%
Our Lady of the Pillar - Creve Coeur	122	25	(5%)	86%	26%
St. Clement - Des Peres	282	66	(6%)	100%	67%
St. Gerard Majella - Kirkwood	430	57	12%	98%	48%
St. Mary Magdalen - Brentwood	160	39	7%	69%	42%
St. Peter - Kirkwood	493	40	13%	100%	70%
Ste. Genevieve du Bois - Warson Woods	147	46	41%	93%	72%
TOTAL	2,733	526	1%	n/a	n/a





# ALL THINGS NEW


---

STEADFAST IN FAITH • FORWARD IN HOPE

OUR PARISH  
MARY QUEEN OF PEACE - WEBSTER GROVES

## ABOUT OUR PARISH

- This year, Mary Queen of Peace celebrates its 100<sup>th</sup> year of founding as the parish dates to 1922. It is the largest of the three Webster Groves parishes. It is known for its multi-generational membership, as the area boasts a large diversity of housing options.
- This parish of 1350 households has a school with nearly 300 students in grades K-8.
- The parish church opened in 1955 and seats 600.



# ABOUT OUR PARISH

- Mary Queen of Peace is a multi-generational parish in an area of very diverse housing in one of the wealthiest areas of the diocese.
- A strong parish with solid membership, strong baptisms, large school that has been declining and Mass attendance that may have recovered to pre-COVID levels.
- Parish is in strong financial condition with stable reserves, though is still investing too heavily in the parish school.





# OUR PARISH AREA IS KNOWN FOR ITS LARGE DIVERSITY OF HOUSING, FROM STARTER HOMES TO \$1M+ HOMES

- This is a very stable demographic area, with stable population, racial (primarily white) and age cohorts. The area is entirely single family homes.
- Median household income is \$138,600 which is well above the archdiocesan average of \$60,700 and the sixth highest of any parish areas in the diocese.
- 44% of the resident population is Catholic which is well above the archdiocesan average of 18%. This is one of the most Catholic areas of the diocese.



# OUR PARISH

## DEMOGRAPHIC TRENDS

(U.S. Census Data)	1990	2000	2010	2020
<b>Population</b>	<b>10,589</b>	<b>10,378</b>	<b>10,268</b>	<b>10,637</b>
<i>Percent Change</i>		-2%	-1%	4%
<b>Households</b>	<b>3,849</b>	<b>3,879</b>	<b>3,805</b>	<b>3,840</b>
<i>Percent Change</i>		1%	-2%	1%
<b>Population</b>				
<b>White</b>	<b>10,341</b>	<b>10,079</b>	<b>9,851</b>	<b>9,779</b>
<i>Percent of Total</i>	98%	97%	96%	92%
<b>Black</b>	<b>160</b>	<b>143</b>	<b>134</b>	<b>123</b>
<i>Percent of Total</i>	2%	1%	1%	1%
<b>Other/Multi-Race</b>	<b>88</b>	<b>156</b>	<b>283</b>	<b>735</b>
<i>Percent of Total</i>	1%	2%	3%	7%
<b>Hispanic (not a race)</b>	<b>95</b>	<b>104</b>	<b>164</b>	<b>297</b>
<i>Percent of Total</i>	1%	1%	2%	3%
<b>% of Population Age 55+</b>	<b>28%</b>	<b>26%</b>	<b>30%</b>	<b>32%</b>

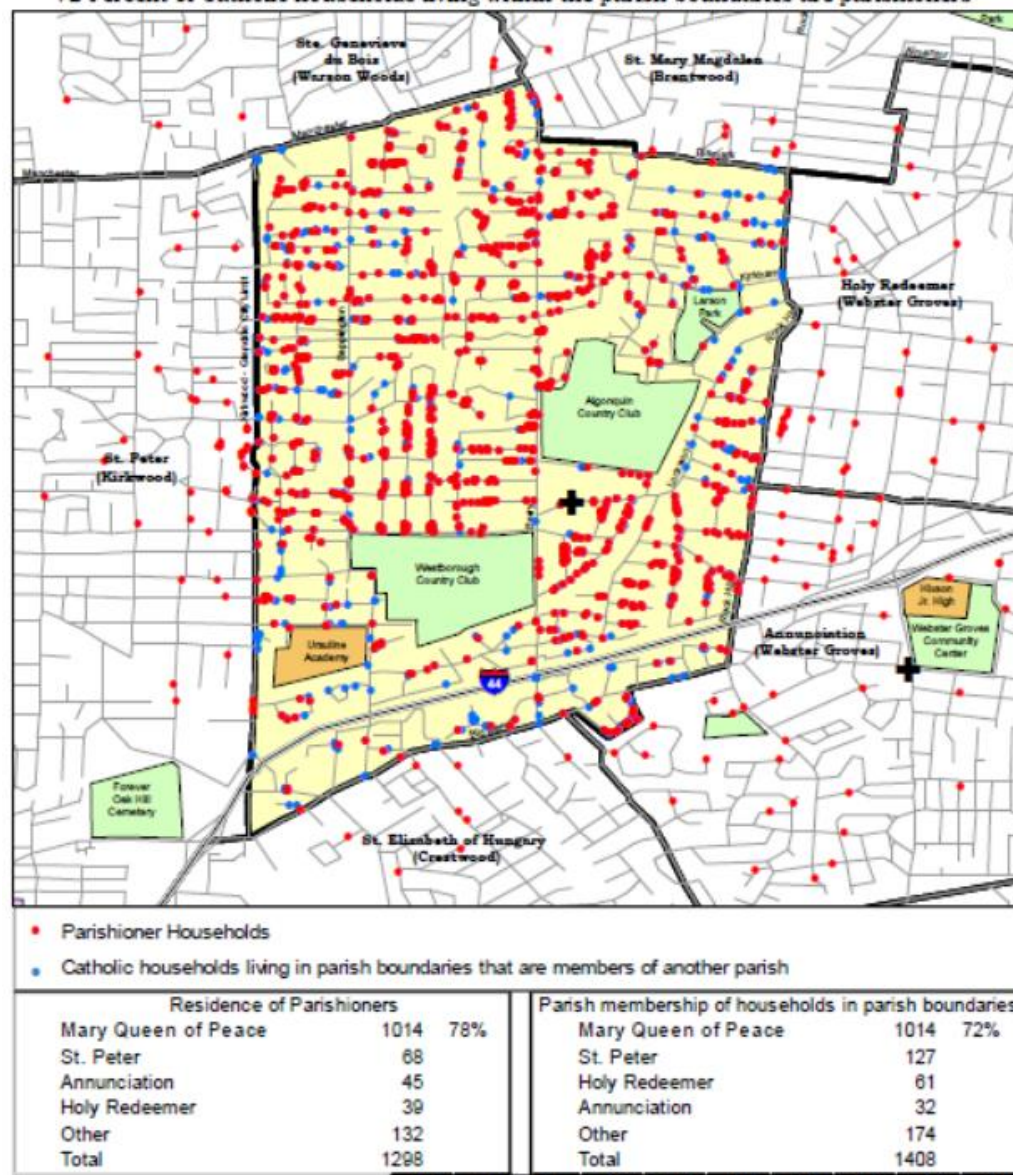
<b>2020 Data</b>	
<i>% of Households - Renters</i>	5%
<i>% of Households - Single Person Living Alone</i>	20%
<hr/>	
<b>Median Household Income</b>	
Parish Area	\$ 138,364
Archdiocese	\$ 60,700
<b>2021 Data</b>	
<b>% of Population Registered Catholic</b>	
Parish Area	44%
Archdiocese	18%
<b>No. of Catholic School Children in Parish Area</b>	
<b>284</b>	
<b>2017-2021 (Five-Year Average)</b>	
<b>% 8th Grade Students to Catholic High Schools</b>	<b>95%</b>



# WHERE OUR PARISHIONERS & CATHOLICS LIVE

- Red dots are parishioner households; blue dots are Catholic households that are registered at a different parish.
- There are slightly more Catholic households in the boundaries (1408) than there are parishioner households (1298).
- This means that slightly more Catholic households leave the parish area to affiliate elsewhere, than come into the parish from outside the boundaries.
- The 78% and 72% “adherence” is the 2<sup>nd</sup> highest of any St. Louis area parish. A prior pastor of 20 years ago required adherence to the boundaries for parish membership and school enrollment as this “popular” parish did not want to draw Catholics from other smaller neighboring parishes. The effect of these policies has lasted to today.

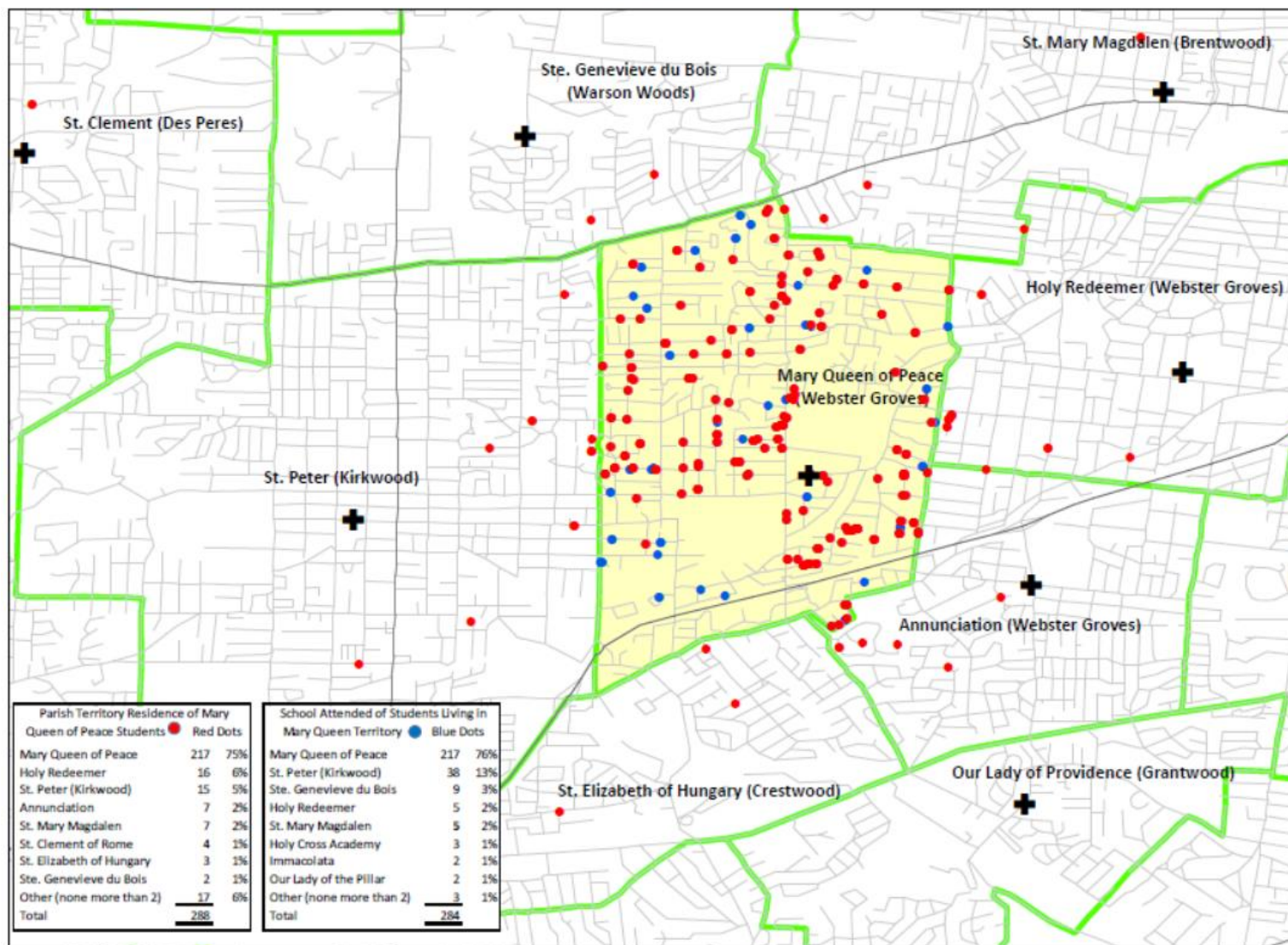
78 Percent of parishioner households live within the parish boundaries  
72 Percent of Catholic households living within the parish boundaries are parishioners



# WHERE CATHOLIC SCHOOL STUDENTS LIVE

Mary Queen of Peace (Webster Groves) - Residence of Students (K-8)  
2021-22

- A remnant from prior pastoral leadership, the parish school has the highest adherence to boundaries of any parish in the St. Louis area.

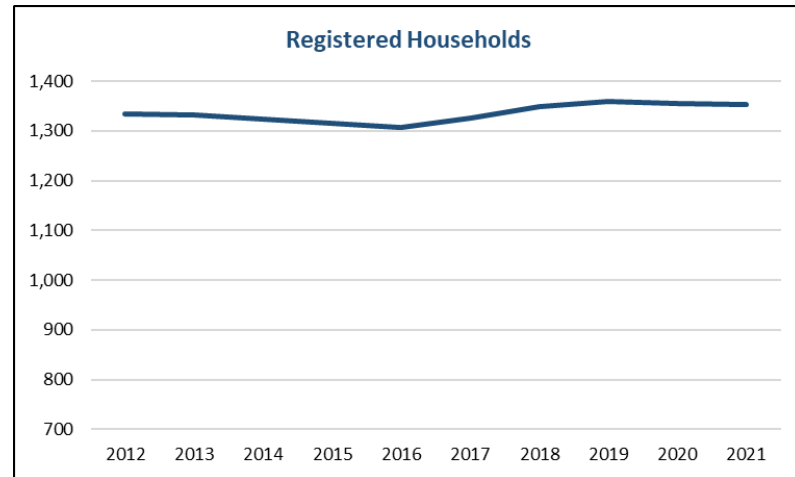




# OUR PARISH SACRAMENTAL TRENDS

## REGISTERED HOUSEHOLDS

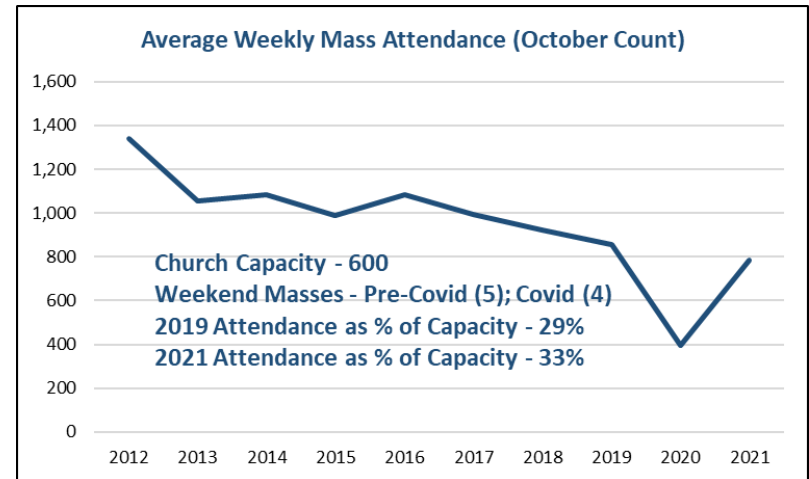
- Parish membership has been strong and stable over the past decade.



# OUR PARISH SACRAMENTAL TRENDS

## MASS ATTENDANCE

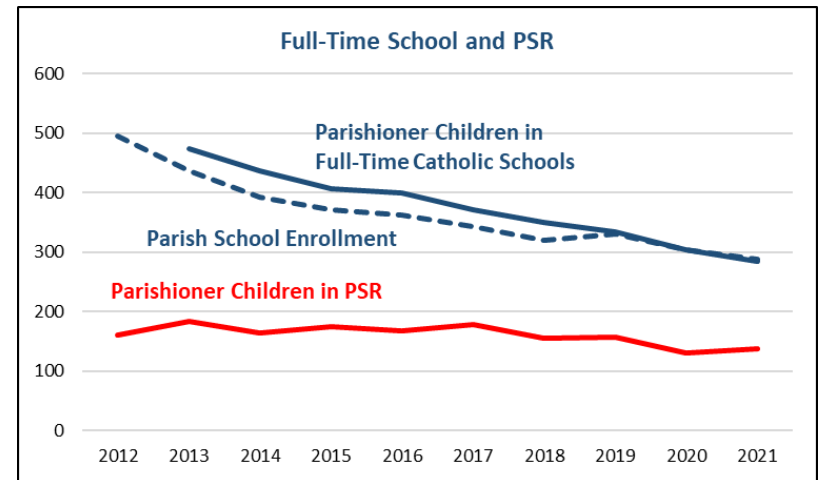
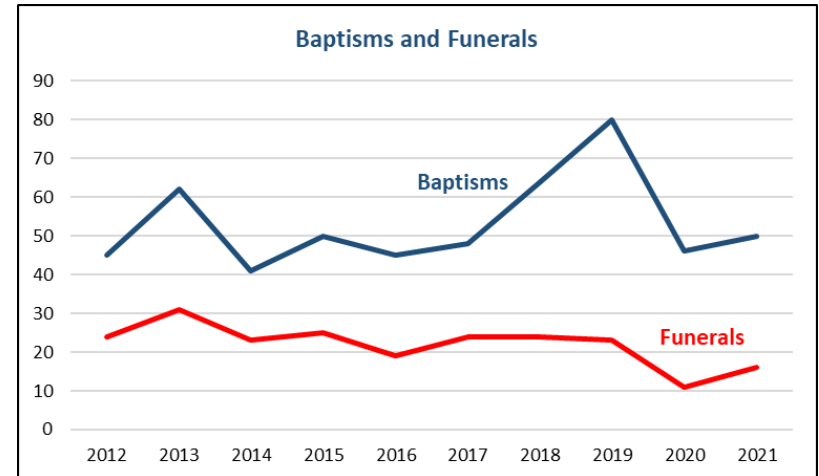
- Mass attendance had been declining pre-COVID but appears to have recovered to its pre-COVID levels in 2021.
- Mass attendance as percent of capacity was slightly above the archdiocesan average of 33% in 2019 and 25% in 2021.
- Pre-COVID Mass attendance as percent of registered parishioners was 19-25%, below the archdiocesan average of 27-29%.



# OUR PARISH SACRAMENTAL TRENDS

## BAPTISMS, FUNERALS, & K-8 RELIGIOUS FORMATION

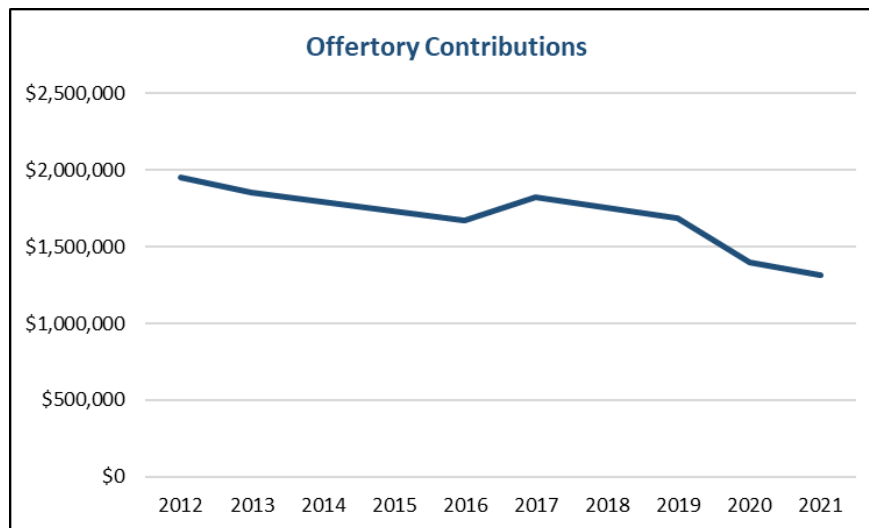
- The parish has a young demographic as baptisms are actually growing.
- The declines in day school enrollment continue and the declines in PSR enrollment have stabilized.
- The declines in school enrollment had been the result of ineffective leadership in the years just before the beginning of the decade.
- 94% of day school graduates attend Catholic high schools.



# OUR PARISH FINANCIAL TRENDS

## OFFERTORY CONTRIBUTIONS

- Offertory has declined as the parish transitioned from a stewardship (no tuition) school.

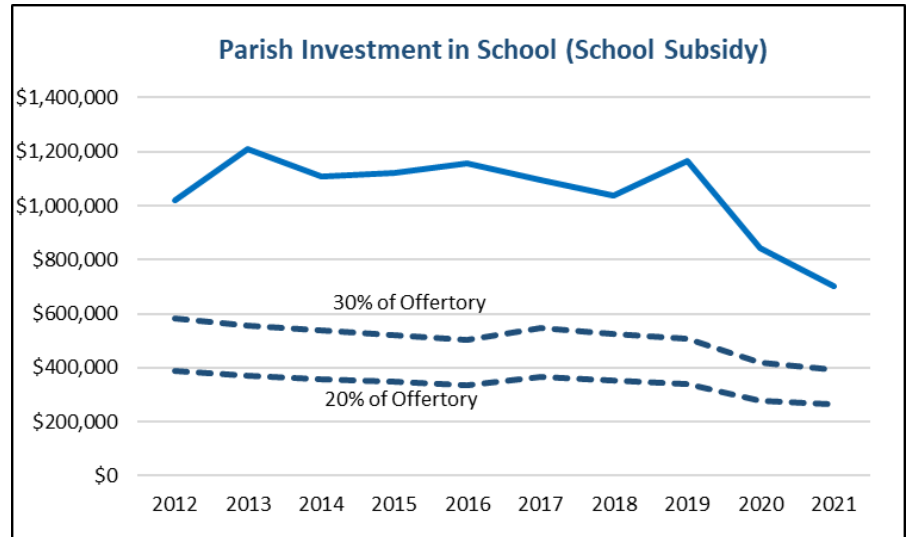




# OUR PARISH FINANCIAL TRENDS

## INVESTMENT IN CATHOLIC SCHOOLS

- Parish investment in the school has been significantly higher than the 20-30% generally recommended, as enrollment during the past decade reached an inefficient level of 300-350. Smaller and more expensive “two classes per grade”.



# OUR PARISH FINANCIAL TRENDS

## PARISH FINANCIAL CONDITION

- Parish total revenue and expense have generally been equal, maintaining stable reserves.

